

Extragalactic gamma-ray background from AGN winds and star-forming galaxies in cosmological galaxy formation models

A. Lamastra^{1,2}, N. Menci¹, F. Fiore¹, L. A. Antonelli^{1,2}, S. Colafrancesco³, D. Guetta^{1,4}, A. Stameria^{5,6}

¹ INAF - Osservatorio Astronomico di Roma, via di Frascati 33, 00078 Monte Porzio Catone, Italy

² SSDC-ASI, Via del Politecnico, 00133 Roma, Italy

³ School of Physics, University of the Witwatersrand, Private Bag 3, 2050-Johannesburg, South Africa

⁴ Department of Physics and Optical Engineering, ORT Braude College, Karmiel 21982, Israel

⁵ INAF - Osservatorio Astrofisico di Torino, via Osservatorio, 20, 10025 Pino Torinese, Italy

⁶ Scuola Normale Superiore, Piazza dei Cavalieri 7, 56126 Pisa, Italy

Received ; Accepted

ABSTRACT

We derive the contribution to the extragalactic gamma-ray background (EGB) from AGN winds and star-forming galaxies by including a physical model for the γ -ray emission produced by relativistic protons accelerated by AGN-driven and supernova-driven shocks into a state-of-the-art semi-analytic model of galaxy formation. This is based on galaxy interactions as triggers of AGN accretion and starburst activity and on expanding blast wave as the mechanism to communicate outwards the energy injected into the interstellar medium by the active nucleus. We compare the model predictions with the latest measurement of the EGB spectrum performed by the *Fermi*-LAT in the range between 100 MeV and 820 GeV. We find that AGN winds can provide $\sim 35 \pm 15\%$ of the observed EGB in the energy interval $E_\gamma = 0.1-1$ GeV, for $\sim 73 \pm 15\%$ at $E_\gamma = 1-10$ GeV, and for $\sim 60 \pm 20\%$ at $E_\gamma \geq 10$ GeV. The AGN wind contribution to the EGB is predicted to be larger by a factor of $\sim 3-5$ than that provided by star-forming galaxies (quiescent plus starburst) in the hierarchical clustering scenario. The cumulative γ -ray emission from AGN winds and blazars can account for the amplitude and spectral shape of the EGB, assuming the standard acceleration theory, and AGN wind parameters that agree with observations. We also compare the model prediction for the cumulative neutrino background from AGN winds with the most recent IceCube data. We find that for AGN winds with accelerated proton spectral index $p=2.2-2.3$, and taking into account internal absorption of γ -rays, the *Fermi*-LAT and IceCube data could be reproduced simultaneously.

Key words. galaxies: active – galaxies: evolution – galaxies: formation

1. Introduction

The Extragalactic Gamma-ray background (EGB) represents a superposition of all γ -ray sources, both individual and diffuse, from the Milky Way to the edge of the observable universe, and provides a view of the high-energy processes in the universe. Here we consider the total γ -ray photon flux produced outside of the Milky Way, including both resolved and unresolved sources. Indeed, the diffuse Galactic emission produced by the interaction of Galactic cosmic rays (CR), mainly protons and electrons, with the Galactic interstellar medium (ISM) and interstellar radiation field, is comparable to the EGB intensity and represents a strong foreground to the EGB measurement. The latter have been recently measured by the Large Area Telescope (LAT, Atwood et al. 2009) on board the *Fermi Gamma-ray Space Telescope* (*Fermi*), in the range between 100 MeV and 820 GeV (Ackermann et al. 2015). The EGB spectrum is well described by a power-law with exponential cut-off having a spectral index of ~ 2.3 and cut-off energy greater than 300 GeV.

How much different source classes contribute to the EGB remains one of the main unanswered questions of γ -ray astrophysics. Well-established astrophysical populations, whose brightest members have been robustly detected, represent guaranteed components to the EGB. Among these, the extragalactic

components are blazars, radio galaxies, and star-forming galaxies (see Fornasa & Sánchez-Conde 2015, for a review).

Blazars are among the brightest γ -ray emitters in the sky. They account for $\sim 50^{+12}_{-11}\%$ of the EGB in the energy interval $E_\gamma \leq 10$ GeV, and for $\sim 85^{+15}_{-21}\%$ at $E_\gamma \geq 10$ GeV (Ajello et al. 2015). They are interpreted as active galactic nuclei (AGN) with the relativistic jet directed towards the observer. The γ -ray emission in blazars is produced by inverse Compton (IC) scattering of the electrons accelerated in the jet and either the synchrotron photons emitted by the same leptonic population (synchrotron-self Compton), or from accretion disk photons (external Compton).

According to the AGN unification model (Antonucci & Miller 1985) the viewing angle discriminates among blazars and radio galaxies. With no doppler boost, radio galaxies are expected to be less bright but more abundant than blazars (blazars represent $\sim 10\%$ of the AGN population), making them potentially important contributors to the EGB. However their contribution to EGB is not well constrained ranging from $\sim 7\%$ to $\sim 30\%$ of the EGB intensity measured by *Fermi*-LAT at $E_\gamma \leq 10$ GeV (Inoue 2011; Di Mauro et al. 2014; Wang & Loeb 2016a).

Recently, also the AGN population that do not exhibit relativistic jets, have been considered as possible astrophysical contributors to the EGB (Wang & Loeb 2016a). In fact, several observational evidence indicate that AGN produce wide-angle winds with velocities of $v \sim 0.1-0.3 c$ (e.g. Chartas et al. 2002;

Send offprint requests to: alessandra.lamastra@oa-roma.inaf.it

Pounds et al. 2003; Reeves et al. 2003; Tombesi et al. 2010, 2015). The shocks produced by the interaction of AGN winds with the ambient medium are expected to accelerate particles to relativistic energies. The interactions of shock-accelerated particles with surrounding ISM and interstellar radiation field can produce non-thermal emission in the γ -ray band (Nims et al. 2015; Wang & Loeb 2016a; Lamastra et al. 2016).

The same emission mechanisms are expected to produce γ -rays in star-forming galaxies. In this case, the shocks are produced by supernovae (SN) explosions following star formation. Two modes of star formation have been observationally identified: a quiescent mode where the star formation is extended over the whole galactic disk and occurs on time scales of (1-2) Gyr; and a starburst mode where the star formation is concentrated in the dense, nuclear region of galaxies, and it is sustained at an enhanced rate in comparison to quiescently star-forming galaxies. There are several studies that derive the contribution to the EGB from star-forming galaxies (e.g. Fields et al. 2010; Stecker & Venters 2011; Makiya et al. 2011; Ackermann et al. 2012; Chakraborty & Fields 2013; Lacki et al. 2014; Tamborra et al. 2014). The studies that analyze quiescent and starburst galaxies separately find that the starburst contribution is always comparatively minor and the total (quiescent plus starburst) γ -ray emission is between 10%-50% of the EGB intensity.

However, large uncertainties remain for the contribution to the EGB of the above source classes. In this paper we present improved modelling of the integrated γ -ray emission from AGN winds and star-forming galaxies by incorporating a physical model for the γ -ray emission produced by particles accelerated in AGN-driven and SN-driven shocks (Lamastra et al. 2016) into a state-of-the-art semi-analytic model (SAM) of galaxy formation (Menci et al. 2014). Our SAM includes a physical description of starburst and AGN activities triggered by galaxy interactions during their merging histories, and is ideally suited for this goal as it has been tested against several observational properties of the AGN and galaxy population both in the local and high redshift universe, and in different electromagnetic bands (e.g. Menci et al. 2005, 2006; Lamastra et al. 2010, 2013a,b; Menci et al. 2014; Gatti et al. 2015). Moreover, galaxy and AGN number densities, and galaxy properties that determine the γ -ray emission, like gas mass, star formation rate (SFR), and AGN bolometric luminosity, can be calculated self-consistently by our SAM. This represent an advantage of the semi-analytic approach with respect to previous studies based on parametric expressions for the evolution of the AGN and galaxy populations (derived from observations in a particular electromagnetic band), and on simple scaling laws to relate the γ -ray luminosity with the properties of the host galaxies.

The paper is organized as follow. Section 2 describes the physical processes producing γ -ray emission in AGN-driven and SN-driven shocks. A description of the SAM is given in Section 3. Section 4 describe how we model the γ -ray emission from AGN winds and star-forming galaxies. In Section 5 we derive the contribution to the EGB from AGN winds and star-forming galaxies ; Discussion and Conclusions follow in Sections 6 and 7.

2. γ -ray emission from astrophysical shocks

The standard paradigm for the origin of the γ -ray emission in star-forming galaxies is non-thermal emission from relativistic particles accelerated in the shocks produced by SN explosions. Similarly to the shocks surrounding SN remnants, the shocks produced by the interaction of AGN winds with the surround-

ing ISM are expected to accelerate particles to relativistic energies (Nims et al. 2015; Wang & Loeb 2016a; Lamastra et al. 2016). In fact, outflows of ionized, neutral and molecular gas, extended from few milli-pc to kpc scales from the central supermassive black hole (SMBH) are now commonly observed in local and high redshift AGN (see Fiore et al. 2017, and references therein). The most powerful of these AGN winds are made by fast ($v \sim 0.1 - 0.3c$) highly ionized gas particles that are likely accretion disc particles accelerated by the AGN radiation field. The shock pattern resulting from the impact of a AGN wind on the ISM gas is similar to that of the stellar wind hitting the ISM around it (e.g. Weaver et al. 1977; King & Pounds 2015; King 2003; King & Pounds 2003; King et al. 2011; Lapi et al. 2005; Faucher-Giguère & Quataert 2012; Zubovas & King 2012; Zubovas & Nayakshin 2014). The wind-ISM interaction is expected to drive an outer forward shock into the ISM accelerating the swept-up material, and an inner reverse shock into the wind decelerating itself, separated by a contact discontinuity. The cooling properties of the shocked wind gas determines whether the outflow is energy- or momentum-driven. In the limit of efficient cooling of the shocked wind gas, most of the pre-shock kinetic energy is radiated away, and only its momentum flux is transferred to the ISM (momentum-driven). On contrast, if the shocked wind gas does not cool, all the energy initially provided by the shock is retained within the systems, the shocked wind gas expands adiabatically pushing the ISM gas away (energy-driven).

Inelastic collisions between CR protons accelerated by AGN-driven and SN-driven shocks with ambient protons may produce a significant γ -ray emission. In fact, inelastic proton-proton collisions produce neutral and charged pions. Neutral pions decay into two γ -rays: $\pi^0 \rightarrow \gamma + \gamma$; while charged pions decay into secondary electrons and positrons and neutrinos: $\pi^+ \rightarrow \mu^+ + \nu_\mu$ and $\mu^+ \rightarrow e^+ + \nu_e + \bar{\nu}_\mu$; $\pi^- \rightarrow \mu^- + \bar{\nu}_\mu$ and $\mu^- \rightarrow e^- + \bar{\nu}_e + \nu_\mu$. CR electrons can also produce γ -ray emission either through interaction with ISM gas (bremsstrahlung) or interstellar radiation field (IC scattering).

In our previous paper (Lamastra et al. 2016) we developed a physical model for the γ -ray emission from relativistic protons and electrons accelerated by astrophysical shocks. This model was used to predict the γ -ray spectrum produced by CR particles accelerated by the shocks observed in the molecular disk of the Seyfert galaxy NGC 1068. In this paper we derive the gamma-ray emission from AGN winds and star-forming galaxies in a cosmological context by including the physical model for the γ -ray emission into a semi-analytic model of hierarchical galaxy formation. Our aim is to compare the model predictions with the measurement of the EGB intensity performed by the *Fermi*-LAT in the range between 100 MeV and 820 GeV (Ackermann et al. 2015). In this energy range leptonic gamma-ray emission is expected to be lesser than the hadronic one , thus we limit the calculation of the γ -ray spectrum to the hadronic component.

Here we briefly recall the basic points of our model. We assume that protons are accelerated by diffusive shock acceleration (DSA) to relativistic energies in the forward outflow shock. The resulting proton number density per unit volume can be expressed as a power-law with spectral index $p \approx 2$ and an exponential high-energy cut-off (Bell 1978a,b; Blandford & Ostriker 1978; Drury 1983):

$$N(E_p) = A_p E_p^{-p} \exp \left[- \left(\frac{E_p}{E_{max}} \right) \right]. \quad (1)$$

The normalization constant A_p is determined by the total energy supplied to relativistic protons at the shock, and E_{max} is the max-

imum energy of accelerated protons. The latter can be obtained by equating the proton acceleration time $\tau_{acc} = E_p c / e B v_s^2$, where e is the electron charge, v_s is the shock velocity, and B is the magnetic field strength, to either the time scale of proton-proton collisions $\tau_{pp} \approx 5 \times 10^7 \text{ yr} / (n_H / \text{cm}^{-3})$, where n_H is the ISM number density, or the outflow time scale $\tau_s = R_s / v_s$. Thus:

$$E_{max} = 0.5 v_{s,8}^2 \tau_{age,3} B_{\mu G} T e V, \quad (2)$$

where $v_{s,8}$ is the shock velocity in units of 10^8 cm/s, $\tau_{age,3}$ is the age of the accelerator in units of 10^3 yr, $B_{\mu G}$ is the magnetic field strength in units of μG (Reynolds 2008).

We constrain the normalization constant A_p in eq. (1) as:

$$\int_{E_{min}}^{E_{max}} N(E) E dE = \eta_p E_{kin}, \quad (3)$$

where $E_{min} = m_p c^2$ is the minimum energy of accelerated proton which is set to be proton rest mass, E_{kin} is the kinetic energy of the shocked particles, and η_p is the fraction of the kinetic energy transferred to protons. For the latter we adopt $\eta_p \approx 0.1$ that is the valued assumed in standard SN-driven shocks (Keshet et al. 2003; Thompson et al. 2006; Tatischeff 2008; Lacki et al. 2010)).

2.1. Gamma-ray spectrum

We compute the γ -ray spectrum produced by neutral pion decay using the δ -functional approximation (Aharonian & Atoyan 2000):

$$L_\gamma(E) = 2VE^2 \int_{E_{min}}^{\infty} \frac{q_\pi(E_\pi)}{(E_\pi^2 - m_\pi^2 c^4)^{0.5}} dE_\pi, \quad (4)$$

where V is the volume of the outflow, $E_{min} = E + m_\pi^2 c^4 / 4E$, and E_π and m_π are the energy and mass of the neutral pion. The emissivity of π^0 is given by:

$$q_\pi(E_\pi) = \frac{cn_H}{k_{pp}} \sigma_{pp}(x) N(x), \quad (5)$$

where $x = m_p c^2 + E_\pi / k_{pp}$, $k_{pp} = 0.17$ is the fraction of the accelerated proton energy that goes to neutral pions in each interactions, σ_{pp} is the inelastic cross section of proton-proton collision, and $N(x)$ is the accelerated proton energy distribution.

3. The Semi-analytic model

In order to connect the above modelling of source emission to the statistical description of galaxy and AGN populations in a cosmological framework, we use the SAM described in details in Menci et al. (2014) (see also Gatti et al. 2015). The SAM connects the cosmological evolution of dark matter halos with the processes involving their baryonic content. An accurate Monte Carlo procedure is used to generate the merging trees of dark matter halos following the Press & Schechter formalism (Bond et al. 1991; Lacey & Cole 1993), and to describe the gradual inclusion of sub-halos and their dynamical friction processes and binary interactions (major and minor merging and fly-by events).

We assume a cold dark matter power spectrum of perturbations and we adopted a Hubble constant $h=0.7$ in units of $100 \text{ km s}^{-1} \text{ Mpc}^{-1}$, a dark energy density parameter $\Omega_\Lambda=0.7$, a matter density parameter $\Omega_M=0.3$, and a baryon density parameter $\Omega_b=0.035$.

The baryonic processes taking place in each dark matter halos are computed following the standard recipes commonly adopted in SAMs. Starting from an initial amount

$M_{gas} = M_{halo} \Omega_b / \Omega_M$ of gas at the virial temperature in each dark matter halos, we compute the mass of cold baryons which are able to radiatively cool. The cooled gas settles into a rotationally supported disk with mass M_c , disk circular velocity v_d , and disk radius r_d (typically ranging from 1 to 5 kpc) computed as in Mo et al. (1998).

The cooled gas mass M_c is converted into stars through two different channels: i) quiescent star formation, gradually converting the gas into stars with a rate $\text{SFR} = M_c / \tau_*$ given by the Schmidt-Kennicutt law with $\tau_* = 1$ Gyr; ii) starbursts following galaxy interactions (merging and fly-bys) occurring on time scales $\sim 10^7 - 10^8$ yrs given by the duration of the interaction.

We assume that all stars with masses in the supernovae regime explode together, giving rise to a single bubble, and that a fraction of the total energy released by supernovae explosions is fed back onto the galactic gas. Thus, the effect of supernovae feedback is to return part of the cooled gas into the hot phase. The mass Δm_h returned from the cold gas content of the disk to the hot gas phase is estimated, at each time-step, from canonical energy balance arguments (Kauffmann 1996; Kauffmann & Charlot 1998) as $\Delta m_h = E_{SN} \epsilon_{SN} \phi \Delta m_* / v_c^2$, where $E_{SN} = 10^{51}$ erg is the energy of ejecta of each supernova, $\epsilon_{SN} = 0.01 - 0.5$ is the efficiency for the coupling of the emitted energy with the cold ISM, $\phi = 0.003 - 0.005 M_\odot^{-1}$ is the number of supernovae per unit solar mass, depending on the assumed initial mass function (IMF), and v_c is the circular velocity of the galactic halo. The model free parameter $\epsilon_{SN} = 0.1$ are chosen as to match the local B -band luminosity function and the Tully-Fisher relation adopting a Salpeter IMF. Although our simple modelling of supernovae feedback does not include a detailed treatment of the gas kinematics, including the dynamics of superbubbles (Ferrara et al. 2000), it provides a good match to the observed correlations between the outflow velocity with the galactic circular velocity, and the SFR (Calura & Menci 2009).

The luminosity produced by the stellar population of the galaxies are computed by convolving the star formation histories of the galaxy progenitors with a synthetic spectral energy distribution (SED, Bruzual & Charlot 2003). The dust extinction affecting the above luminosities is computed assuming the dust optical depth to be proportional to the metallicity Z_{cold} of the cold phase (computed assuming a constant effective yield) and to the disk surface density, so that for the V band $\tau_V \propto M_c Z_{cold} / \pi r_d^2$. The proportionality constant is taken as to match the bright end of the local luminosity function. To compute the extinction at other wavelengths we applied a proper extinction curve (see Menci et al. 2002, 2005).

The SAM includes the growth of supermassive black hole (SMBH) from primordial seeds. The latter are assumed to be the end-product of PopIII stars with a mass $M_{seed} = 100 M_\odot$ (Madau & Rees 2001), and to be initially present in all galaxy progenitors. SMBH grow by merging with other black holes following the coalescence of the host galaxies and by accretion of cold galactic gas. The latter gives rise to the AGN activity. The gas accretion is triggered by galaxy interactions. In particular, we assume the analytical description of the gas inflows induced by galaxy interactions derived by Cavaliere & Vittorini (2000) (see also Menci et al. 2006, 2008; Lamastra et al. 2013b), and that in each galaxy interaction 1/4 of the destabilized gas feeds the SMBH, while the the remaining fraction feeds the circumnuclear starburst (Sanders & Mirabel 1996). These gas fractions are calibrated as to yield final SMBH masses matching the observed local correlations with the properties of the host galaxies.

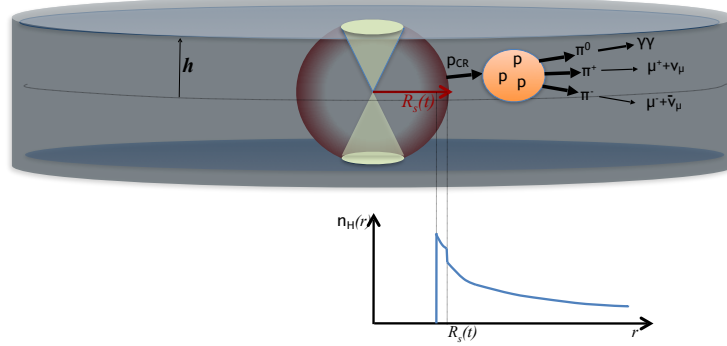


Fig. 1. Schematic representation of the interaction of CR protons accelerated in the AGN blast wave with ISM protons. The shock radius $R_s(t)$ expands outwards compressing the swept gas into a thin shell, and leaving a cavity inside. The γ -ray emission from neutral pion decays occurs in the regions outside the yellow cones where the line of sights intercept the galactic gas that has not been swept out by the blast wave.

We converted the mass accretion rate \dot{M}_{BH} into AGN bolometric luminosity as:

$$L_{AGN} = \eta \dot{M}_{BH} c^2, \quad (6)$$

where $\eta \simeq 0.1$ is the efficiency for the conversion of gravitational energy into radiation (Yu & Tremaine 2002; Marconi et al. 2004).

Our SAM also includes a model of AGN feedback described in detail in Section 3.1.

The SAM has been tested against the statistical properties of the galaxy and AGN populations at low and high redshift and in different electromagnetic bands. In particular, the model provides galaxy luminosity function (LF) in the K -band (a proxy for the stellar mass content) and in the UV band (a proxy for the instantaneous SFR) that are in good agreement with the observed evolution of the galaxy LF in the K -band up to $z \sim 3$ and with the galaxy LF in the UV band up to $z \sim 6$ (see Menci et al. 2014). The model is also able to reproduce the well known bimodal distribution of galaxies in the color-magnitude diagram (see Menci et al. 2014).

The model predicts AGN LF in the UV band that are in good agreement with the observational estimates at intermediate and high luminosities up to $z \sim 6$. At all redshift the model tends to slightly overestimate the data at faint luminosities (see Menci et al. 2014). The observational scaling relations between the galaxy and AGN physical properties (such as stellar mass, SFR, SMBH mass, and \dot{M}_{BH}) are also well described by the model (Menci et al. 2005, 2006; Lamastra et al. 2010, 2013a,b; Menci et al. 2014; Gatti et al. 2015).

3.1. The blast wave model for AGN feedback

Our SAM includes a physical model for AGN feedback which is related to the impulsive luminous AGN phase. As discussed in Section 2, mildly relativistic winds ($v \sim 0.1-0.3c$) are injected by AGN into the surrounding ISM (Chartas et al. 2002; Pounds et al. 2003; Reeves et al. 2003; Tombesi et al. 2010, 2015). As these winds propagate into the ISM, they compress the gas into a blast wave terminated by a leading shock front, which moves outward with a lower but still supersonic velocity and sweeps out the surrounding medium. The expansion of the blast wave into the ISM is described by hydrodynamical equations. Taking

into account the effect of dark matter gravity, upstream pressure, and initial density gradient, and assuming the Rankine-Hugoniot boundary condition at the shock, Lapi et al. (2005) derived an analytic expression for the radius R_s of the blast wave in the case of shock expansion in a gas with a power-law density profile $\rho \propto r^{-\omega}$, where the exponent ω is in the range $2 \leq \omega < 2.5$ (see also Chevalier 1976, 1982; Weaver et al. 1977; Ostriker & McKee 1988; Franco et al. 1991).

In Menci et al. (2008) the expression for the shock radius is given in terms of the galactic disk radius, disk velocity, and Mach number $\mathcal{M} = v_s/c_s(R_s(t))$:

$$R_s(t) = v_d t_d \left[\frac{5\pi\omega^2}{24\pi(\omega-1)} \right]^{1/\omega} \mathcal{M}^{2/\omega} \left[\frac{t}{t_d} \right]^{2/\omega}. \quad (7)$$

The Mach number \mathcal{M} is related to ratio between the energy ΔE injected by the AGN into the surrounding medium and the total thermal energy $E \propto M_c$ of the ISM:

$$\mathcal{M}^2 = 1 + \Delta E/E. \quad (8)$$

Thus the production of weak ($\mathcal{M} \simeq 1$) or strong shocks ($\mathcal{M} \gg 1$) depends on the value of ΔE which is computed as:

$$\Delta E = \epsilon_{AGN} L_{AGN} \tau_{AGN}, \quad (9)$$

here ϵ_{AGN} is the fraction of the AGN bolometric luminosity transferred to the gas in the form of kinetic energy, and τ_{AGN} is the duration of the AGN phase.

The blast wave model for AGN feedback was used in our previous papers to explain the distribution of hydrogen column densities in AGN as a function of luminosity and redshift, and to predict hydrogen photoionization rate as a function of redshift (Menci et al. 2008; Giallongo et al. 2012).

4. Model set up

In this Section we describe the model parameters that we will use in the computation of the γ -ray emission from AGN winds and star-forming galaxies.

In particular, we define the parameters that describe the γ -ray spectrum of individual AGN wind and star-forming galaxy, and the environment into which the shocks expand. We limit the shock expansion into galactic disks, for which we assume a constant scale height $h_d = 100$ pc (Narayan & Jog 2002; van der Kruit & Freeman 2011), and an isothermal gas density profile

$n_H = n_{H,0}/r^{-2}$ (see figure 1). The constant $n_{H,0}$ in the density profile can be constrained by the total gas content in the disk M_c .

4.1. Modelling γ -ray emission from AGN winds

To derive the γ -ray spectrum of an individual AGN wind, we need to determine the energy distribution of the particles accelerated in the shocks. The latter is determined by the CR particle spectral index p , the particle maximum energy E_{max} , and by the total energy supplied to relativistic particles at the shock. As discussed in Section 2, we assume that DSA is the mechanism which produces CR protons in AGN-driven shocks (but see Vazza et al. 2015, 2016; van Weeren et al. 2016 for results showing that DSA has difficulties in explaining the observed emissions of particles accelerated in some astrophysical shocks). DSA could result in the production of a power-law accelerated proton population with a power-law index $p \simeq 2$ (Bell 1978a,b; Blandford & Ostriker 1978; Drury 1983). As the particle diffuse from the acceleration region, energy-dependent diffusion losses can soften the source spectrum leading to larger values of the spectral index p . The accelerated particle energy distribution extends to energies as high as is permitted by various loss processes. Protons are accelerated up to a maximum energy that depends on the shock velocity, age of the accelerator, and on the magnetic field strength in the shock region (eq. 2). The first two parameters are determined by the hydrodynamics of the shocks and by the density of the galactic disk. For an isothermal gas disk, the blast wave shock radius is given by $R_s = 0.9 M v_d t$ (eq. 7), which implies a constant outflow velocity $v_s = dR_s/dt = 0.9 M v_d$. For the magnetic field B we assume values bracketed by a minimum value that is given by the volume average ISM magnetic field strength $B_{ISM} = 6 \times (\Sigma_{gas}/0.0025 \text{ g cm}^{-2})^a \mu\text{G}$ where $a \simeq 0.4-1$ and $\Sigma_{gas} = 2n_H m_H h$ is the disk gas surface density (Robishaw et al. 2008; Lacki et al. 2010; McBride et al. 2014); and a maximum value that is derived by assuming that a fraction $\xi_B \simeq 0.1$, based on observation of SN remnants (Chevalier 1998), of the post shock thermal energy is carried by the magnetic field $B_{shock} = (8\pi \xi_B n_s k T_s)^{0.5}$ where n_s and T_s are the post-shock density and temperature of the gas respectively. To derive the maximum value of the magnetic field B_{shock} we assume the temperature and density jumps given by the approximations valid for very strong shocks as given in Lapi et al. (2005): $n_s \simeq 4n_H$ and $T_s \simeq \mu m_p v_s^2/3k$, irrespective of M .

A constant outflow velocity corresponds to an energy-driven outflow in which the kinetic luminosity does not vary in time. In this case, the kinetic energy of accelerated protons is simply given by the product of the outflow kinetic luminosity L_{kin} and the residence time of the particles in the acceleration region τ_{res} :

$$E_{kin} = L_{kin} \tau_{res}. \quad (10)$$

In the case of AGN-driven winds, we assume that the outflow kinetic luminosity is a fraction ϵ_{AGN} of the AGN bolometric luminosity:

$$L_{kin}^{AGN} = \epsilon_{AGN} L_{AGN}. \quad (11)$$

The ratio between the outflow kinetic power and AGN bolometric luminosity has been recently determined in a sample of 94 AGN by Fiore et al. (2017) to be in the range $\epsilon_{AGN}=0.001-0.1$. The parameter $\epsilon_{AGN}=0.01$ is chosen within the observational range as to provide a good fit of the bright-end of the AGN luminosity function (see Menci et al. 2014).

The collisions between CR protons and ambient protons in galactic disks produce hadronic γ -ray emission. The blast wave

model for AGN feedback allow us to self-consistently compute the fraction of accelerated protons that may interact with ambient protons. In fact γ -ray emission from neutral pion decays occurs along the line of sights where the galactic gas has not been swept out by the blast wave produced by the AGN (see figure 1). This fraction is the complementary of the escape fraction of ionizing photons that we derived in Giallongo et al. (2012). The average of this fraction over the duration τ_{AGN} of the AGN activity is given by:

$$F_{cal}^{AGN} = \frac{\tau_s}{\tau_{AGN}} \left[1 - \ln \left(\frac{\tau_s}{\tau_{AGN}} \right) \right], \quad (12)$$

where τ_s is the time at which the shock radius first encompasses the width of the galactic disk: $\tau_s = ht_d/0.9Mr_d$. For shocks with high Mach number, i.e. for large AGN injected energies $\Delta E \gg E$, $\tau_s \ll \tau_{AGN}$ yielding small fractions of interacting protons. Figure 2 shows the distribution of simulated AGN as a function of F_{cal}^{AGN} and AGN bolometric luminosity for our fiducial model.

We assume that all the energy of the protons that interact with the protons in the galactic disk is converted into pion productions. This corresponds to assume that AGN winds act as proton calorimeters. The calorimetric limit has the maximum efficiency to convert AGN blast wave energy into γ -rays, and it corresponds to assume $\tau_{res} = \tau_{pp}$ in equation (10). The proton-proton collisional time scale τ_{pp} is inversely proportional to the density n_H of target material, thus the resulting hadronic γ -ray luminosity is independent on n_H , and it scales linearly with the outflow kinetic luminosity (see eq. 4). Figure 3 shows the predicted γ -ray spectrum of a AGN with $L_{AGN} = 7 \times 10^{44}$ erg/s hosted in a halo of mass $10^{12} M_\odot$ at $z=0.1$. In our derivation of the γ -ray spectrum we neglect the γ -ray emission from IC and bremsstrahlung processes of the primary and secondary leptonic populations, as it is expected to be lesser than the hadronic one at $E_\gamma \gtrsim 100$ MeV (Lacki et al. 2014).

4.2. Modelling γ -ray emission from star-forming galaxies

Beside the Milky Way, ten external star-forming galaxies have been firmly detected in gamma-rays with the Fermi-LAT (Ackermann et al. 2012, 2017). Among these, seven are starburst and active galaxies that are more luminous at γ -ray energies compared to quiescently star forming galaxies by a factor larger than 10. The γ -ray spectra of starbursts look similar and can be described by a single power-law with spectral index $p \sim 2.2$. Because of the high density of star-forming regions in starburst galaxies, it is likely that they act as proton calorimeters (Wang & Fields 2016). Thus starburst galaxies could have harder spectra than quiescent galaxies as in their acceleration region proton energy losses are dominated by nearly energy-independent proton-proton collisions. On the contrary, in quiescent galaxies proton losses are thought to be dominated by energy-dependent diffusion (as in the Milky Way), and their γ -ray luminosity is set by equilibrium between proton injection rate, diffusion processes, and energy losses. Both kind of star forming galaxies are included in our SAM. However, for the above reasons, modelling the detailed escape and energy loss process of accelerated protons in quiescent galaxies is a very difficult task. Thus, in the following we will consider only the calorimetric regime, which provide a good descriptions of starburst galaxies, and we will discuss the implications for the γ -ray emission from the more numerous but less powerful quiescent galaxies.

To derive the energy distribution of particles accelerated in starburst galaxies we assume a power-law index $p = 2.2$ charac-

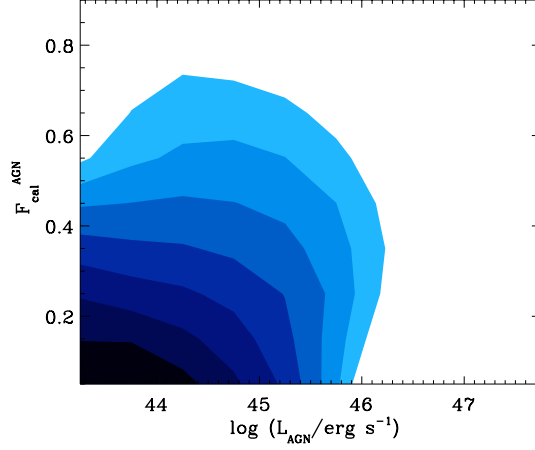


Fig. 2. Distribution of simulated AGN as a function of F_{cal}^{AGN} and AGN bolometric luminosity for our fiducial model. The contours correspond to equally spaced values of the density (per Mpc^3) of objects in a given F_{cal}^{AGN} - L_{AGN} bin in logarithmic scale: from 10^{-5} for the lightest filled region to 10^{-2} for the darkest.

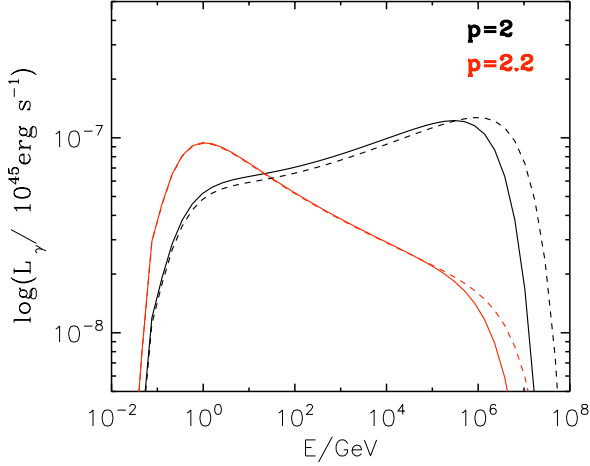


Fig. 3. γ -ray spectrum of an AGN with $L_{AGN} = 7 \times 10^{44}$ erg/s hosted in a halo of mass $10^{12} M_{\odot}$ at $z = 0.1$. Energy spectrum parameter are set at $p = 2$ (black lines), $p = 2.2$ (red lines), $B = B_{ISM}$ (solid lines), and $B = B_{shock}$ (dashed lines).

teristic of the starbursts detected in the γ -ray band (Ackermann et al. 2012), we assume a constant shock velocity equal to $v_s = 300$ km/s (Lacki et al. 2010), and a minimum and maximum value of the magnetic field in the shock region given by B_{ISM} and B_{shock} , respectively, as in the case of AGN-driven shocks. The kinetic luminosity available in the form of accelerated protons for a starburst galaxy is:

$$L_{kin}^{SB} = \epsilon_{SN} \nu_{SN} E_{SN}, \quad (13)$$

where ν_{SN} is the supernovae rate, $E_{SN} \approx 10^{51}$ erg is the typical energy from a supernovae explosion, and $\epsilon_{SN} = 0.1$ is the fraction of the SN energy transferred to the gas in the form of kinetic energy (see Section 3). Supernovae rate can be estimated from SFR and the IMF as $\nu_{SN} = \phi \times SFR$ where $\phi \approx 0.003 M_{\odot}^{-1}$ for a Salpeter IMF. We note that for starburst galaxies in the calorimetric regime the γ -ray luminosity scales linearly with the SFR.

Starburst galaxies are selected from the SAM as model galaxies dominated by the SFR triggered by galaxy interactions. The latter at the same time trigger AGN activity. The starburst-AGN connection predicted by the SAM (see Lamastra et al. 2013b) implies that the blast wave produced by the AGN could sweep out the disk gas when the starbursts are in actions. This hampers the derivation of the fraction of protons accelerated in SN-driven shocks that interact with protons in the ISM. In fact, the latter depends on the time delay between the trigger of the AGN and starburst activities, and on the starburst spatial distribution that are quantity that can not be provided by the SAM. For this reason, in the following to derive the contribution from starburst galaxies to the EGB we will adopt an empirical calorimetric fraction, which is derived from observations of star-forming galaxies in the GeV band (Ackermann et al. 2012):

$$F_{cal}^{SB} = 0.3 \left(\frac{SFR}{M_{\odot} \text{yr}^{-1}} \right)^{0.16} \left(\frac{E_{SN}}{10^{51} \text{erg}} \right)^{-1} \left(\frac{\eta_p}{0.1} \right)^{-1}. \quad (14)$$

5. Results

In this section we derive the cumulative γ -ray emission from AGN winds and starburst galaxies predicted by the SAM. The contribution from AGN winds (starburst galaxies) to the EGB spectrum can be estimated as:

$$E^2 \frac{dN}{dE} = \int_0^{z_{max}} \int_{L_{\gamma, min}}^{L_{\gamma, max}} \phi(L_{\gamma}, z) \frac{I(E'_{\gamma}, L_{\gamma}, z)}{4\pi D_L^2(z)} \exp[-\tau_{\gamma\gamma}(E'_{\gamma}, z)] \frac{d^2V}{dzd\Omega} dL_{\gamma} dz,$$

where $E'_{\gamma} = E_{\gamma}(1+z)$ is the intrinsic photon energy, $\phi(L_{\gamma}, z)$ is the comoving number density of AGN (starburst galaxies) per unit γ -ray luminosity as a function of redshift, $D_L(z)$ is the luminosity distance, $I(E_{\gamma}, L_{\gamma}, z)$ is the γ -ray spectrum of an individual AGN (starburst galaxy) with integral γ -ray luminosity L_{γ} at redshift z , the factor $d^2V/dzd\Omega$ represents the comoving volume element per unit redshift and unit solid angle, and $\tau_{\gamma\gamma}$ is the diffuse extragalactic background light (EBL) optical depth for photons with energy E_{γ} at redshift of z . In fact, the emitted γ -rays, while travelling through the inter galactic medium, interact with the photons of EBL and get absorbed through $e+e-$ pair production.

The absorption probability increases with energy and distance of the γ -ray source. In our calculation we assume $z_{max} = 5$ and adopt the EBL model of Stecker et al. (2016).

Figure 4 compares the cumulative γ -ray emission from AGN winds and starburst galaxies predicted by the SAM with the EGB spectrum measured by *Fermi*-LAT (Ackermann et al. 2015). The latter is well described by a power-law with spectral index of ~ 2.3 and an exponential cut-off. Both the statistical and systematic uncertainties of the EGB measurement are shown in figure 4. The systematic uncertainty ranges between a factor $\sim 15\%$ and $\sim 30\%$ (depending on the energy range considered) and depends on the modelling of the Galactic diffuse emission. The model predictions are shown for our fiducial model corresponding to $h_d = 100$ pc, $\eta_p = 0.1$, $\epsilon_{AGN} = 0.01$, and $\epsilon_{SN} = 0.1$. The accelerated proton spectral index is assumed to be $p = 2.2$ for both AGN winds and starburst galaxies. We find that our results do not depend on the exact value of the magnetic field. In fact, the magnetic field determines the cut-off energy of the EGB spectrum that is mainly affected by EBL attenuation at the bright-end. Figure 4 shows that assuming a comparable efficiency for accelerating protons in AGN-driven and SN-driven shocks ($\eta_p = 0.1$), hierarchical scenarios predict a contribution to the EGB from AGN winds larger by about a factor of 100 than that provided by starburst galaxies. This implies that the kinetic energy available to accelerate protons in AGN winds significantly exceed that provided by star formation driven by galaxy interactions. However, in hierarchical clustering scenarios starburst galaxies account for a small fraction of the cosmic star formation rate density (SFRD), i.e. the mass converted into star per unit time and comoving volume. The starburst contribution to the SFRD was estimated to be $\sim 5\%$ at $z \approx 0.1$ and $\sim 20\%$ at $z \approx 5$ (Lamastra et al. 2013a). Thus, the cosmic SFRD is dominated by quiescent galaxies at all redshift. If we assume that, at all redshift, the γ -ray emission scales as the cosmic SFRD, we find that the contribution to the EGB from quiescent galaxies should be a factor of ~ 20 greater than that provided by starburst galaxies. This implies that in hierarchical scenarios the γ -ray emission from AGN winds dominate over that powered by star-forming galaxies (quiescent plus starburst). We note that the above order-of-magnitude estimate for the quiescent contribution to the EGB should be thought as an upper bound. In fact, as discussed in Section 4.2, diffusive and advective losses cannot be neglected in quiescent galaxies, thus the hypothesis of proton calorimeter adopted for starburst galaxies, which has the maximum efficiency to convert supernova blast wave into γ -rays, should not be valid in quiescent galaxies.

We find that AGN winds account for $\sim 40\%$ of the observed EGB in the energy interval $E_\gamma = 0.1-1$ GeV, for $\sim 90\%$ at $E_\gamma = 1-10$ GeV, and for $\sim 70\%$ at $E_\gamma \gtrsim 10$ GeV. Other classes of sources are known to contribute to the EGB. Among these, the major contribution are from blazars. The predicted cumulative emission of blazars is shown in figure 5 as green dashed band (Ajello et al. 2015). The latter encompasses systematic uncertainties on blazar luminosity function models and energy spectrum models. We also show the integrated emission from AGN winds predicted by our SAM assuming different values of the accelerated proton spectral index. As shown in the bottom panel of figure 5, at energies $E_\gamma \lesssim 10$ GeV, and for spectral index $p > 2$, the γ -ray emission from AGN winds dominates over that from blazars. The AGN wind contribution to the EGB is peaked at energies $E_\gamma \approx 1-10$ GeV, depending on the value of p , while the blazar contribution reaches its maximum at larger energies $E_\gamma \approx 60$ GeV. This analysis shows that AGN winds and blazars can account for

the amplitude and spectral shape of the EGB, leaving only little room for other contribution.

6. Discussion

6.1. Robustness and comparison with previous works

Here we discuss our assumptions and compare our results with previous estimates of the γ -ray emission from AGN winds and star-forming galaxies.

The results shown in the previous Section have been obtained assuming: i) energy-driven winds powered by the active nucleus in AGN host galaxies, ii) the calorimetric regime, and iii) shocks expansion limited to galactic disks.

As for the first point, the observations of winds are very common in AGN host galaxies. X-ray and UV emission and absorption line studies revealed outflows of highly ionized gas on $\sim 0.001-1$ pc scale, with velocities $v = 0.1 - 0.3c$, both at low and high redshift (see e.g. Tombesi et al. 2013, 2015). On larger scales (100-1000 pc), outflows of ionized, neutral atomic, and molecular gas, with velocities $v = 10^2 - 10^3$ km/s have been observed through deep optical/NIR spectroscopy and interferometric observations in the (sub)millimetre band (e.g. Rupke & Veilleux 2011; Feruglio et al. 2010, 2015; Ciccone et al. 2014; Harrison et al. 2016; Shen 2016; Zakamska et al. 2016). A collection of AGN winds detected at different scales and ionization states is given in Fiore et al. (2017). These observations indicate that the majority of the large-scale outflows are driven by the nuclear activity, and may be identified with the energy-driven phase. In particular for two sources, namely MrK231 (Feruglio et al. 2015) and IRAS F11119 (Tombesi et al. 2015), both X-ray winds and molecular winds have been detected. The comparison between the momentum rate of the X-ray and molecular winds indicates that these winds are energy-driven. These findings seem to support our assumptions about the frequency and nature of AGN winds, however, these observations are sparse, and mostly limited to AGN selected to have high chances for being in an outflowing phase. In order to gain more inside into this topics the measurements of the frequency and parameters of AGN winds in unbiased AGN samples over a large range of redshift are necessary.

As for the calorimetric regime, our model assumes that advective and diffusive escape of accelerated protons in galactic disks are negligible. This condition is satisfied if the proton-proton collisional time scale τ_{pp} is less than the advective and diffusion time scales. The wind advection time is $\tau_{wind} \approx h_d/v_s$. Assuming the velocities measured in galactic scale AGN winds, and for $h_d = 100$ pc, we expect that hadronic losses dominate advection losses when $n_H \gtrsim 50-500$ cm $^{-3}$, which are values observed in circumnuclear disks of active and starburst galaxies (e.g. García-Burillo et al. 2014; Yoast-Hull et al. 2014). The particle diffusion processes in the environments of active and starburst galaxies are poorly constrained. For this reason we neglect diffusive losses, and this could constitute a source of uncertainty in our computation.

As for the environment into which the shocks expand, we limit the expansion to galactic disks, however it is also possible that shocks can propagate in gaseous haloes of galaxies. The lower densities of galactic haloes with respect to galactic disks imply a major role of escape (advective and diffusive) with respect to hadronic interactions, and therefore a low γ -ray production rate. As a check, we can compare our predictions with other recent predictions of the EGB from AGN winds that assume shock expansion in both disk and halo component of galaxies.

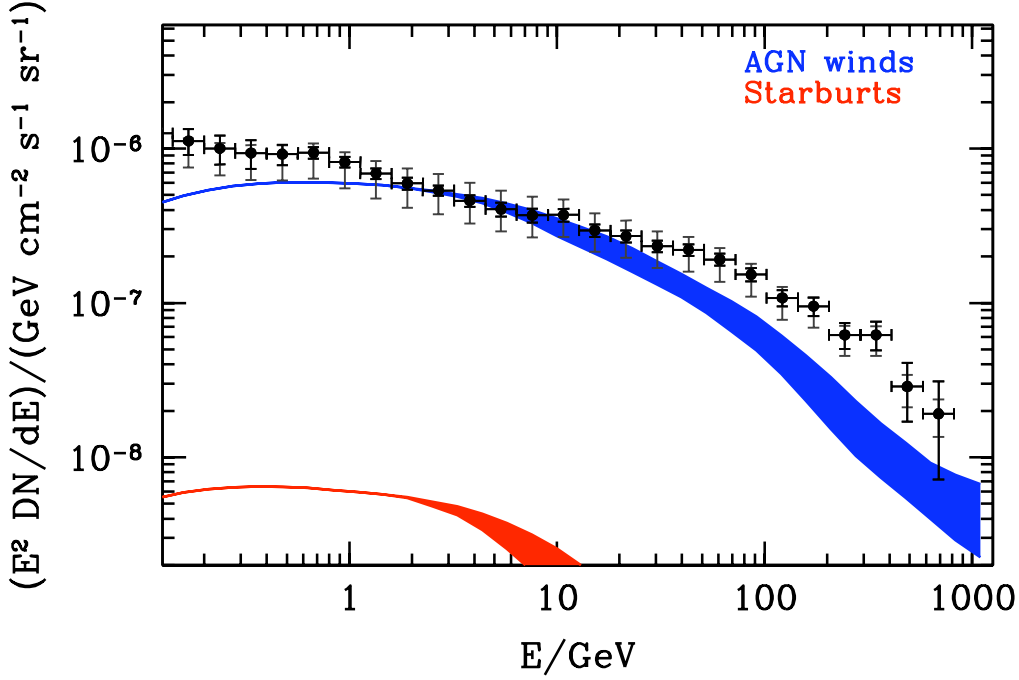


Fig. 4. The contribution to the EGB from AGN winds (blue) and starburst galaxies (red) predicted by our SAM. Fiducial model parameters are set at: $h_d = 100$ pc, $\eta_p = 0.1$, $\epsilon_{AGN} = 0.01$, and $\epsilon_{SN} = 0.1$. Accelerated proton spectral index equal to $p = 2.2$ is assumed for both AGN winds and starburst galaxies. The blue and red shaded bands represent the uncertainty related to the EBL model adopted (Stecker et al. 2016). The data points are the *Fermi*-LAT measurement of the EGB, with black and grey vertical error bars indicating EGB statistical and systematic uncertainties, respectively (Ackermann et al. 2015).

Wang & Loeb (2016a) derived the cumulative γ -ray emission from AGN winds using a hydrodynamical model for AGN wind interaction with the ambient medium (Wang & Loeb 2015), and the empirical AGN bolometric luminosity function of Hopkins et al. (2007). In their computation, the γ -ray emission is assumed to be produced by the same hadronic processes considered in this work and described in Section 2.

Figure 6 compares the estimates for the cumulative γ -ray emission from AGN winds derived by Wang & Loeb (2016a) with that predicted by our SAM assuming the same fraction of the AGN bolometric luminosity that powers the winds, and the same energy spectrum. Figure 6 shows that the normalization of the EGB spectrum predicted by the SAM is a factor of ~ 3 larger than that derived by Wang & Loeb (2016a). The SAM also predicts a different shape of the EGB spectrum at energies $E_\gamma \gtrsim 1$ GeV. As for the normalization, we have checked whether the mismatch seen in figure 6 stems from the different AGN luminosity functions adopted. Wang & Loeb (2016a) used the AGN bolometric luminosity function of Hopkins et al. (2007) which is derived by combining measurements of AGN number density in IR, optical, and X-ray bands, in the redshift interval $z = 0-6$. Deriving the bolometric luminosity function from the observed luminosity functions in different electromagnetic bands is not a trivial procedure as it requires assumptions on the bolometric corrections, and corrections for obscured sources. Hopkins et al. (2007) use a luminosity-dependent bolometric correction, and they correct their data for extinction and the fraction of Compton-thick AGN missed in IR, optical, and X-ray data. They also give analytical approximations of the empirical bolometric luminosity function. In their calculation, Wang & Loeb (2016a) use the pure luminosity evolution (PLE) model given by Hopkins

et al. (2007) to describe the evolution of the AGN population. As discussed by Hopkins et al. (2007), although the PLE model provides a reasonable lowest order of magnitude approximation to the data, it underpredicts the abundance of low-luminosity AGN at $z \lesssim 0.5$. Such an underprediction of faint objects explains the normalization difference seen in figure 6.

As for the shape of the EGB spectrum, we find that while at energies $E_\gamma \lesssim 1$ GeV the two spectral shapes are consistent, at higher energies the SAM predicts a decline in the EGB spectrum that begins at larger energies and is shallower than that predicted by Wang & Loeb (2016a). The high-energy part of the predicted EGB spectrum is affected by γ -ray absorption in the intergalactic medium due to the EBL. There are large uncertainties regarding the EBL estimates and thus also on the γ -ray optical depth used in equation (15) to calculate the EGB spectrum. We used $\tau_{\gamma\gamma}$ given by Stecker et al. (2016), while Wang & Loeb (2016a) used the γ -ray optical depth estimated by the same authors in a previous paper (Stecker et al. 2007). The latter results in a larger absorption of γ -rays at energies $E_\gamma \gtrsim 10$ GeV, and this could in part explain the discrepancy in the shape of the EGB spectra seen in figure 6. In fact, we have verified that assuming $\tau_{\gamma\gamma}$ given by Stecker et al. (2007), the SAM predicts a steeper decline of the cumulative γ -ray emission from AGN winds, however the predicted EGB spectrum still remains shallower than that predicted by Wang & Loeb (2016a).

It is also worth to note that the solutions of the hydrodynamical equations describing the outflow motion in an isothermal gas density profile give a constant outflow velocity (i.e. an energy-driven outflow) in the Lapi et al. (2005) model, and an outflow velocity that decreases with increasing outflow radius

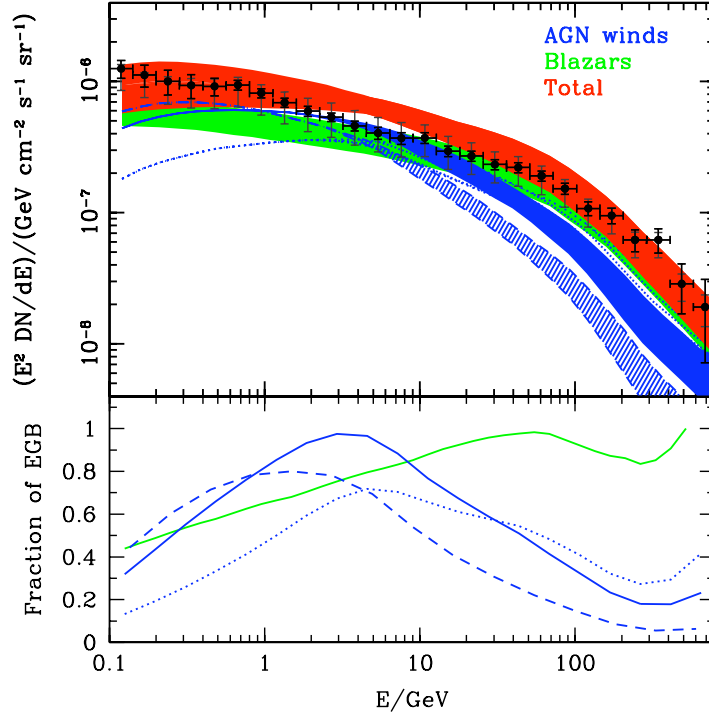


Fig. 5. Upper panel: the contribution to the EGB from AGN winds predicted by our SAM is compared to the contribution provided by the blazar population (Ajello et al. 2015). Model predictions are shown for our fiducial model and for different accelerated proton spectral index: $p = 2$ (dotted blue lines), $p = 2.2$ (solid blue lines), and $p = 2.4$ (dashed blue lines). The red shaded region represent the sum of the AGN wind and blazar contributions to the EGB. The data points are as in figure 4. Lower panel: fraction of EGB provided by AGN winds and blazars.

(i.e. a momentum-driven outflow) in the Wang & Loeb (2016a) model. The shock velocity determines the maximum energy of accelerated protons, which in turn shapes the high-energy part of the EGB spectrum. The maximum energy that can attain accelerated protons can be expressed in terms of the shock velocity, size of the accelerator, and magnetic field strength as $E_{max} \propto v_s R_s B$ (see eq. 2). Since $B_{shock} \propto R_s^{-1}$ for an isothermal gas density profile, the maximum energy scale as $E_{max} \propto v_s$. Thus in an energy-driven outflow the proton maximum energy remains constant during the outflow expansion, while in a momentum-driven outflow E_{max} decreases with time.

As for the contribution to the EGB from star-forming galaxies, Makiya et al. (2011) derived the contribution from both starburst and quiescent galaxies using a SAM of hierarchical galaxy formation. As in our model, the star formation in starburst galaxies is triggered by galaxy interactions, while in quiescent galaxies the star formation is determined by the cold gas reservoir and the galaxy dynamical time-scale. In the Makiya et al. (2011) model the emission of quiescent and starburst galaxies are modelled based on templates which are tuned to reproduce the γ -ray spectra of Milky Way and M82, respectively. For quiescent galaxies they assumed the so-called escape regime. In this regime the energy losses of accelerated protons are dominated by their escape from the diffuse region of the galaxy, and the γ -ray luminosity depends on SFR and mass of ISM gas, i.e. $L_\gamma \propto \text{SFR} \times M_c$. For the starburst galaxies they assumed the calorimetric regime. In this case the γ -ray luminosity is no longer dependent to the gas mass, i.e. $L_\gamma \propto SFR$. The authors determined the relation between L_γ and $\text{SFR} \times M_c$, and L_γ and SFR, by fitting the re-

sults of 4 star-forming galaxies detected by *Fermi*-LAT. The contributions to the EGB from quiescent and starburst galaxies derived by Makiya et al. (2011) are shown in figure 6. They found that the contribution to the EGB from quiescent galaxies is a factor of ~ 10 larger than that provided by starburst galaxies. The latter agrees reasonably well with our estimate. This supports the scenario discussed in Section 5 where the γ -ray emission from star-forming galaxies (quiescent plus starburst) predicted by hierarchical galaxy formation models is lesser than that provided by AGN winds.

6.2. Multi-messenger implications

In Section 5 we have shown that a sizeable fraction of the EGB can be accounted by hadronic γ -ray emission from AGN winds. The hadronic origin of the γ -ray flux will make the production of neutrinos unavoidable, creating a diffuse neutrino background. Indeed, in proton-proton interactions $\sim 2/3$ of the pions produced are charged pions that decay into muons and neutrinos followed by electrons and positrons and more neutrinos: $\pi^+ \rightarrow \mu^+ + \nu_\mu$ and $\mu^+ \rightarrow e^+ + \nu_e + \bar{\nu}_\mu$; $\pi^- \rightarrow \mu^- + \bar{\nu}_\mu$ and $\mu^- \rightarrow e^- + \bar{\nu}_e + \nu_\mu$. Neutrinos can also be created in interactions of CR protons with the ambient radiation field. Here we focus on proton-proton interactions as they are the dominant process for AGN winds (Wang & Loeb 2016b; Lamastra et al. 2016).

To calculate the energy spectra of neutrinos produced in AGN winds we use the parametrizations derived by Kelner et al. (2006) (see figure 7). Then, the cumulative neutrino flux from AGN winds can be obtained by summing the neutrino emission over the entire AGN population, as described by eq (15). The

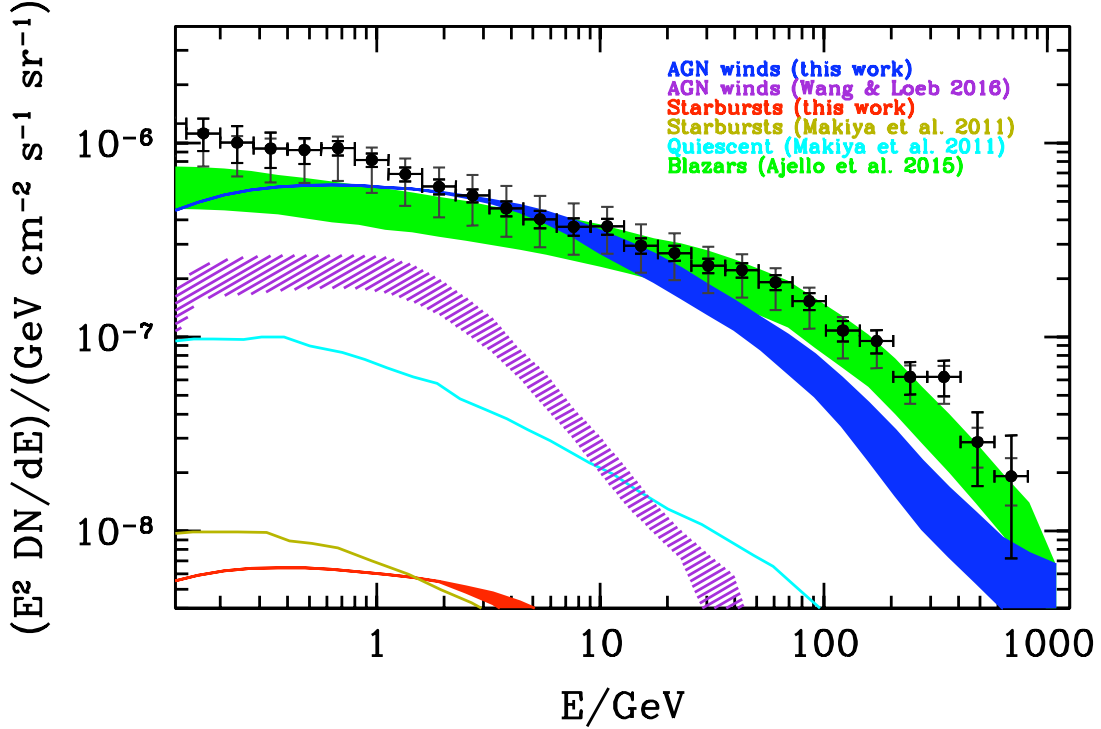


Fig. 6. EGB spectrum. The blue and red shaded regions correspond to AGN winds and starburst galaxies predicted by our SAM, respectively. The purple shaded region corresponds to the contribution to the EGB from AGN winds estimated by Wang & Loeb (2016a). The cyan and gold lines indicate the estimate for quiescent and starburst galaxies predicted by the Makiya et al. (2011) SAM, respectively. The green shaded region shows the contribution to the EGB from blazars as estimated by Ajello et al. (2015). The data points are as in figure 4.

absorption due to the EBL is ignored in the calculation of the neutrino background, and this introduces a dependence of the predicted spectrum on the values of the magnetic field in the shock region.

Figure 8 compares the cumulative neutrino background from AGN winds with the most recent IceCube data. The latter are fitted by two different model: a single power-law model, and a differential model with nine free parameters (Aartsen et al. 2015). We find that the estimated neutrino intensity is comparable, within the astrophysical uncertainties, to the IceCube measurement for spectral index $p \sim 2.2-2.3$. As shown in figure 5, these spectral indexes imply the largest contribution to the EGB from AGN winds at energies $E_\gamma \simeq 1-10$ GeV, which, when added to the contribution from the blazar population, lead to a slightly overestimate of *Fermi*-LAT data. Of course, any plausible model for the IceCube neutrino background should not overpopulate the gamma bounds. This tension is pointing to a class of sources that are opaque in the γ -rays (Chakraborty & Izaguirre 2016; Murase et al. 2016). As discussed in Chakraborty & Izaguirre (2016), the large photon number density present in the environment of starburst galaxies imply that γ -rays could interact inside the galaxy before escape. The AGN-starburst connection predicted by our SAM imply that the internal absorption of γ -rays could be present also in AGN host galaxies. Taking into account the internal absorption of γ -rays, the *Fermi*-LAT and IceCube data could be reproduced simultaneously by our SAM (see also Wang & Loeb 2016b).

The analysis of positional coincidence of IceCube neutrino events with known astrophysical sources is a difficult task ow-

ing to the poor angular resolution of the detector. For this reason, there are as yet no confirmed identifications for astrophysical sources of IceCube neutrino events (e.g. Aartsen et al. 2014; Adrián-Martínez et al. 2016b; The IceCube Collaboration et al. 2015). Recently, Padovani et al. (2016) (see also Resconi et al. 2017) have argued for a statistical significant correlation between IceCube neutrino events and high energy peaked BL Lacertae (HBL) objects in the second catalogue of hard *Fermi*-LAT sources (Ackermann et al. 2016). Although HBL are promising neutrino-emitters candidates (Lucarelli et al. 2017), they can account for $\sim 10\%-20\%$ of the IceCube signal.

In the next future the better angular resolution of KM3NeT ($\sim 0.2^\circ$ for neutrinos with energy $E \gtrsim 10$ TeV, track-like events, Adrián-Martínez et al. 2016a) will allow us to constrain effectively the position of the possible counterparts of neutrino events, thus providing a possible direct test of neutrino background models.

7. Conclusions

We have incorporated the description of the hadronic γ -ray emission from relativistic protons accelerated in AGN-driven and SN-driven shocks into a state-of-the-art SAM of hierarchical galaxy formation. Our SAM has already proven to match the statistical properties of the galaxy and AGN populations at low and high redshift and in different electromagnetic bands. We have compared the predictions for the cumulative γ -ray emission from AGN winds and star-forming galaxies with the latest

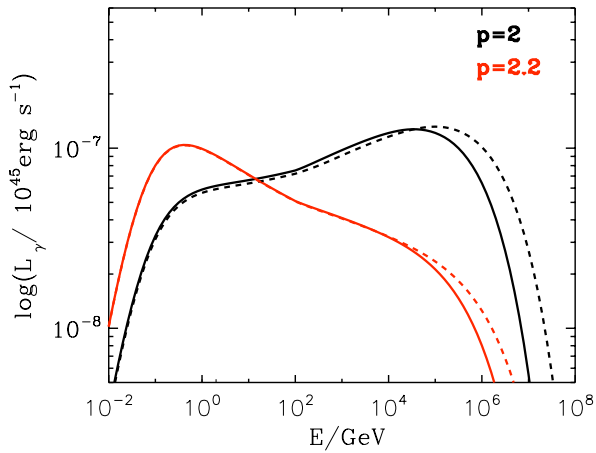


Fig. 7. Neutrino spectrum of an AGN with $L_{AGN} = 7 \times 10^{44}$ erg/s hosted in a halo of mass $10^{12} M_{\odot}$ at $z = 0.1$. Model parameter as in figure 3.

measurement of the EGB performed by the *Fermi*-LAT in the range between 100 MeV and 820 GeV (Ackermann et al. 2015). The main result of this paper are:

- in hierarchical clustering scenarios, connecting the physics of AGN and starburst galaxies to the merging histories of the host galaxies, assuming a comparable efficiency for accelerating protons in AGN-driven and SN-driven shocks ($\eta_p = 0.1$), the contribution to the EGB from AGN winds dominate over that from starburst galaxies. If we consider also the contribution of the less powerful but more numerous quiescent galaxies, the contribution to the EGB from all star-forming galaxies is a factor ~ 3 -5 lower than that provided by AGN winds.
- The cumulative γ -ray emission from AGN winds and blazars can account for the amplitude and spectral shape of the EGB, assuming the standard acceleration theory, and AGN wind parameters that agree with observations. At energies lower and greater than $E_{\gamma} \simeq 10$ GeV the EGB is dominated by AGN winds and blazars, respectively. The transition between these two regimes could, in principle, give rise to breaks and features in the EGB energy spectrum.
- The neutrino background resulting from charged pion decays following hadronic interactions can reproduce the IceCube data assuming accelerated proton spectral index $p \sim 2.2$ -2.3. The *Fermi*-LAT data could be reproduced simultaneously, taking into account internal absorption of γ -rays.

References

Aartsen, M. G., Abraham, K., Ackermann, M., et al. 2015, *ApJ*, 809, 98
Aartsen, M. G., Ackermann, M., Adams, J., et al. 2014, *ApJ*, 796, 109
Ackermann, M., Ajello, M., Albert, A., et al. 2015, *ApJ*, 799, 86
Ackermann, M., Ajello, M., Albert, A., et al. 2017, *ApJ*, 836, 208
Ackermann, M., Ajello, M., Allafort, A., et al. 2012, *ApJ*, 755, 164
Ackermann, M., Ajello, M., Atwood, W. B., et al. 2016, *ApJS*, 222, 5
Adrián-Martínez, S., Ageron, M., Aharonian, F., et al. 2016a, *Journal of Physics G Nuclear Physics*, 43, 084001
Adrián-Martínez, S., Albert, A., André, M., et al. 2016b, *ApJ*, 823, 65
Aharonian, F. A. & Atayan, A. M. 2000, *A&A*, 362, 937
Ajello, M., Gasparrini, D., Sánchez-Conde, M., et al. 2015, *ApJ*, 800, L27
Antonucci, R. R. J. & Miller, J. S. 1985, *ApJ*, 297, 621
Atwood, W. B., Abdo, A. A., Ackermann, M., et al. 2009, *ApJ*, 697, 1071
Bell, A. R. 1978a, *MNRAS*, 182, 147

Bell, A. R. 1978b, *MNRAS*, 182, 443
Blandford, R. D. & Ostriker, J. P. 1978, *ApJ*, 221, L29
Bond, J. R., Cole, S., Efstathiou, G., & Kaiser, N. 1991, *ApJ*, 379, 440
Bruzual, G. & Charlot, S. 2003, *MNRAS*, 344, 1000
Calura, F. & Menci, N. 2009, *MNRAS*, 400, 1347
Cavaliere, A. & Vittorini, V. 2000, *ApJ*, 543, 599
Chakraborty, N. & Fields, B. D. 2013, *ApJ*, 773, 104
Chakraborty, S. & Izaguirre, I. 2016, *ArXiv e-prints*
Chartas, G., Brandt, W. N., Gallagher, S. C., & Garmire, G. P. 2002, *ApJ*, 579, 169
Chevalier, R. A. 1976, *ApJ*, 207, 872
Chevalier, R. A. 1982, *ApJ*, 258, 790
Chevalier, R. A. 1998, *ApJ*, 499, 810
Cicone, C., Maiolino, R., Sturm, E., et al. 2014, *A&A*, 562, A21
Di Mauro, M., Calore, F., Donato, F., Ajello, M., & Latronico, L. 2014, *ApJ*, 780, 161
Drury, L. 1983, *Space Sci. Rev.*, 36, 57
Faucher-Giguère, C.-A. & Quataert, E. 2012, *MNRAS*, 425, 605
Ferrara, A., Pettini, M., & Shchekinov, Y. 2000, *MNRAS*, 319, 539
Feruglio, C., Fiore, F., Carniani, S., et al. 2015, *A&A*, 583, A99
Feruglio, C., Maiolino, R., Piconcelli, E., et al. 2010, *A&A*, 518, L155
Fields, B. D., Pavlidou, V., & Prodanović, T. 2010, *ApJ*, 722, L199
Fiore, F., Feruglio, C., Shankar, F., et al. 2017, *ArXiv e-prints*
Fornasa, M. & Sánchez-Conde, M. A. 2015, *Phys. Rep.*, 598, 1
Franco, J., Tenorio-Tagle, G., Bodenheimer, P., & Rozyczka, M. 1991, *PASP*, 103, 803
García-Burillo, S., Combes, F., Usero, A., et al. 2014, *A&A*, 567, A125
Gatti, M., Lamastra, A., Menci, N., Bongiorno, A., & Fiore, F. 2015, *A&A*, 576, A32
Giallongo, E., Menci, N., Fiore, F., et al. 2012, *ApJ*, 755, 124
Harrison, C. M., Alexander, D. M., Mullaney, J. R., et al. 2016, *MNRAS*, 456, 1195
Hopkins, P. F., Richards, G. T., & Hernquist, L. 2007, *ApJ*, 654, 731
Inoue, Y. 2011, *ApJ*, 733, 66
Kauffmann, G. 1996, *MNRAS*, 281, 475
Kauffmann, G. & Charlot, S. 1998, *MNRAS*, 294, 705
Kelner, S. R., Aharonian, F. A., & Bugayov, V. V. 2006, *Phys. Rev. D*, 74, 034018
Keshet, U., Waxman, E., Loeb, A., Springel, V., & Hernquist, L. 2003, *ApJ*, 585, 128
King, A. 2003, *ApJ*, 596, L27
King, A. & Pounds, K. 2015, *ARA&A*, 53, 115
King, A. R. & Pounds, K. A. 2003, *MNRAS*, 345, 657
King, A. R., Zubovas, K., & Power, C. 2011, *MNRAS*, 415, L6
Lacey, C. & Cole, S. 1993, *MNRAS*, 262, 627
Lacki, B. C., Horiuchi, S., & Beacom, J. F. 2014, *ApJ*, 786, 40
Lacki, B. C., Thompson, T. A., & Quataert, E. 2010, *ApJ*, 717, 1
Lamastra, A., Fiore, F., Guetta, D., et al. 2016, *A&A*, 596, A68
Lamastra, A., Menci, N., Fiore, F., & Santini, P. 2013a, *A&A*, 552, A44
Lamastra, A., Menci, N., Fiore, F., et al. 2013b, *A&A*, 559, A56
Lamastra, A., Menci, N., Maiolino, R., Fiore, F., & Merloni, A. 2010, *MNRAS*, 405, 29
Lapi, A., Cavaliere, A., & Menci, N. 2005, *ApJ*, 619, 60
Lucarelli, F., Pittori, C., Verrecchia, F., et al. 2017, *ArXiv e-prints*
Madau, P. & Rees, M. J. 2001, *ApJ*, 551, L27
Makiya, R., Totani, T., & Kobayashi, M. A. R. 2011, *ApJ*, 728, 158
Marconi, A., Risaliti, G., Gilli, R., et al. 2004, *MNRAS*, 351, 169
McBride, J., Quataert, E., Heiles, C., & Bauermeister, A. 2014, *ApJ*, 780, 182
Menci, N., Cavaliere, A., Fontana, A., Giallongo, E., & Poli, F. 2002, *ApJ*, 575, 18
Menci, N., Fiore, F., Puccetti, S., & Cavaliere, A. 2008, *ApJ*, 686, 219
Menci, N., Fontana, A., Giallongo, E., Grazian, A., & Salimbeni, S. 2006, *ApJ*, 647, 753
Menci, N., Fontana, A., Giallongo, E., & Salimbeni, S. 2005, *ApJ*, 632, 49
Menci, N., Gatti, M., Fiore, F., & Lamastra, A. 2014, *A&A*, 569, A37
Mo, H. J., Mao, S., & White, S. D. M. 1998, *MNRAS*, 295, 319
Murase, K., Guetta, D., & Ahlers, M. 2016, *Physical Review Letters*, 116, 071101
Narayan, C. A. & Jog, C. J. 2002, *A&A*, 394, 89
Nims, J., Quataert, E., & Faucher-Giguère, C.-A. 2015, *MNRAS*, 447, 3612
Ostriker, J. P. & McKee, C. F. 1988, *Reviews of Modern Physics*, 60, 1
Padovani, P., Resconi, E., Giommi, P., Arsioli, B., & Chang, Y. L. 2016, *MNRAS*, 457, 3582
Pounds, K. A., Reeves, J. N., King, A. R., et al. 2003, *MNRAS*, 345, 705
Reeves, J. N., O'Brien, P. T., & Ward, M. J. 2003, *ApJ*, 593, L65
Resconi, E., Coenders, S., Padovani, P., Giommi, P., & Caccianiga, L. 2017, *MNRAS*, 468, 597
Reynolds, S. P. 2008, *ARA&A*, 46, 89
Robshaw, T., Quataert, E., & Heiles, C. 2008, *ApJ*, 680, 981

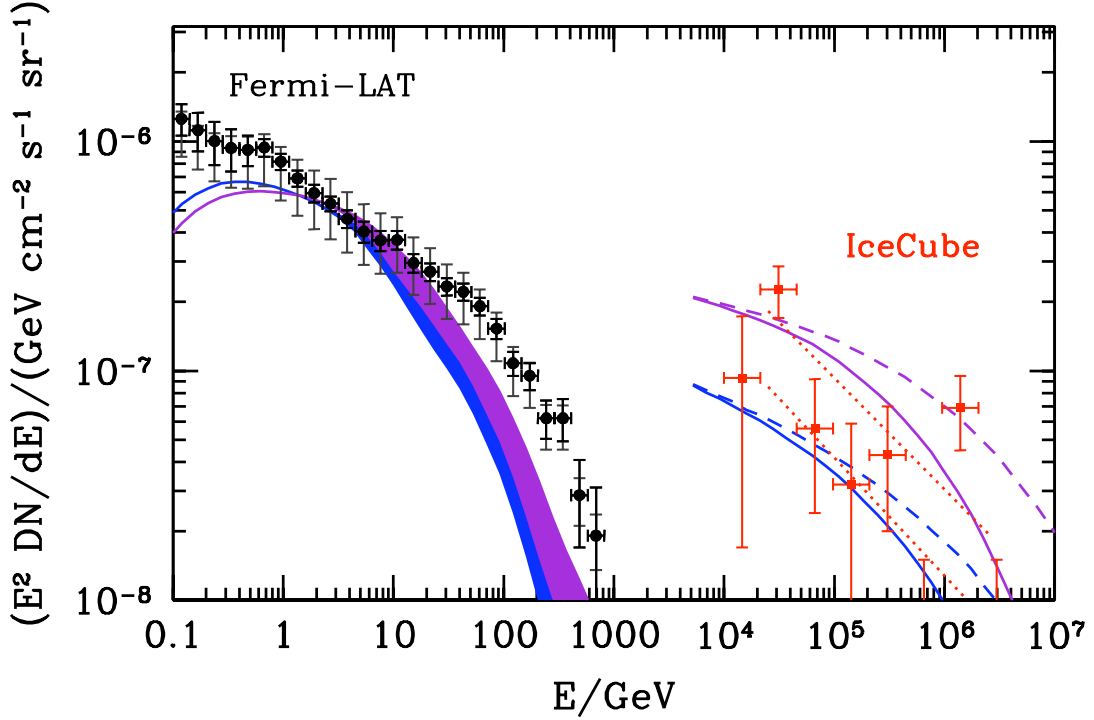


Fig. 8. Cumulative γ -ray (left) and neutrino (right) background from AGN winds predicted by our SAM. Model predictions are shown for our fiducial model and for different AGN wind spectral energy parameters: $p = 2.2$ (purple lines), $p = 2.3$ (blue lines), $B = B_{ISM}$ (solid lines), and $B = B_{shock}$ (dashed lines). The circles represent *Fermi*-LAT data (Ackermann et al. 2015). The squares show the differential model of IceCube neutrino data, while purple dotted lines represent the power-law models (Aartsen et al. 2015).

- Rupke, D. S. N. & Veilleux, S. 2011, *ApJ*, 729, L27
Sanders, D. B. & Mirabel, I. F. 1996, *ARA&A*, 34, 749
Shen, Y. 2016, *ApJ*, 817, 55
Stecker, F. W., Malkan, M. A., & Scully, S. T. 2007, *ApJ*, 658, 1392
Stecker, F. W., Scully, S. T., & Malkan, M. A. 2016, *ApJ*, 827, 6
Stecker, F. W. & Venters, T. M. 2011, *ApJ*, 736, 40
Tamborra, I., Ando, S., & Murase, K. 2014, *J. Cosmology Astropart. Phys.*, 9, 043
Tatischeff, V. 2008, [ArXiv:0804.1004]
The IceCube Collaboration, Aartsen, M. G., Abraham, K., et al. 2015, [ArXiv:1510.05222]
Thompson, T. A., Quataert, E., Waxman, E., Murray, N., & Martin, C. L. 2006, *ApJ*, 645, 186
Tombesi, F., Cappi, M., Reeves, J. N., et al. 2013, *MNRAS*, 430, 1102
Tombesi, F., Meléndez, M., Veilleux, S., et al. 2015, *Nature*, 519, 436
Tombesi, F., Sambruna, R. M., Reeves, J. N., et al. 2010, *ApJ*, 719, 700
van der Kruit, P. C. & Freeman, K. C. 2011, *ARA&A*, 49, 301
van Weeren, R. J., Brunetti, G., Brüggén, M., et al. 2016, *ApJ*, 818, 204
Vazza, F., Brüggén, M., Wittor, D., et al. 2016, *MNRAS*
Vazza, F., Eckert, D., Brüggén, M., & Huber, B. 2015, *MNRAS*, 451, 2198
Wang, X. & Fields, B. D. 2016, ArXiv e-prints
Wang, X. & Loeb, A. 2015, *MNRAS*, 453, 837
Wang, X. & Loeb, A. 2016a, *Nature Physics*, 12, 1116
Wang, X. & Loeb, A. 2016b, *J. Cosmology Astropart. Phys.*, 12, 012
Weaver, R., McCray, R., Castor, J., Shapiro, P., & Moore, R. 1977, *ApJ*, 218, 377
Yoast-Hull, T. M., Gallagher, III, J. S., Zweibel, E. G., & Everett, J. E. 2014, *ApJ*, 780, 137
Yu, Q. & Tremaine, S. 2002, *MNRAS*, 335, 965
Zakamska, N. L., Hamann, F., Pâris, I., et al. 2016, *MNRAS*, 459, 3144
Zubovas, K. & King, A. 2012, *ApJ*, 745, L34
Zubovas, K. & Nayakshin, S. 2014, *MNRAS*, 440, 2625